

INVASIVE SPECIES IN OUR WATERS

Activity & Colouring Book
Ages 6-12



Canadian Council
on Invasive Species Conseil Canadien des
Espèces Envahissantes



**CLEAN
DRAIN
DRY**

CleanDrainDry.ca



Welcome to **Invasive Species in our Waters!**

This resource contains activities that will help you learn about invasive species, particularly those that impact aquatic ecosystems, and highlight ways you can help prevent their spread, including the Clean Drain Dry steps.

Here are some definitions for you:

Native Species: A species that naturally occurs in an area. A native plant, for example, is a plant that has lived and evolved in a certain place for a long time (i.e. thousands of years) and is part of the natural ecosystem.

Non-Native but Non-Invasive Species: Not all introduced species are invasive – many ornamental plants such as roses and tulips won't survive outside of gardens. Other introduced species such as tomatoes and wheat are beneficial food resources.

Invasive Species: Invasive species are non-native species that cause economic or environmental harm and can spread rapidly to new areas.

Invasive Species Characteristics:

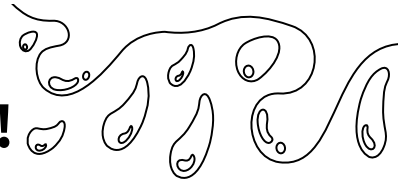
There are four main distinguishing features of invasive species:

- they produce many seeds,
- their seeds spread easily and effectively,
- they quickly establish and spread on open ground,
- they lack natural predators and diseases that keep them under control in their native locations.

We hope you enjoy learning about invasive species in our waters!



Match the Invader!



Draw a line to connect the aquatic invasive species to the correct image based on each species' description.

1 Zebra & Quagga Mussels

These invasive mussels are small, hard and have sharp shells that can hurt your feet when you walk on the beach. These mussels attach to your boat and water gear and can survive out of water for up to 30 days if they aren't cleaned off. Young mussels are so small that they are invisible to the human eye!

2 Purple Loosestrife

An invasive plant found in wetlands that forms thick stands. This plant grows many stems covered with purple flowers that can produce over 2 million seeds a year! The tiny seeds are easily spread in the water and by humans who transport seeds on unwashed watercraft and gear such as fishing rods and lures.

3 Eurasian Watermilfoil


A plant that forms thick underwater mats that shade out native water plants and harms aquatic wildlife. If one small part of this invasive plant is broken off by a boat propeller or paddle, it can grow into an entirely new plant!

4 Phragmites

This tall grass can reach 4 metres in height and is known as Canada's worst invasive plant! This plant forms thick stands that fill in wetlands, crowding out wildlife. The fluffy seeds and broken off plant parts can be transported on your water gear to new locations where they can start an infestation.

5 Flowering Rush

This invader grows to 1.5 metres tall on the edges of rivers and lakes or submerged in water. It has clusters of pink flowers and grass-like leaves and grows in thick stands that force our native species out. Fragments of the roots can break off and start new populations.



Answers: 1. Zebra & Quagga Mussels (C), 2. Purple Loosestrife (A), 3. Eurasian Watermilfoil (D), 4. Phragmites (E), 5. Flowering Rush (B)


Clean Drain Dry Mix Up!

Aquatic plants and other critters can attach to your watercraft, fishing and other water gear, and can spread these invaders to new areas. Stop the spread with these steps:

1. **Enjoy** your time on the water.
2. **Clean:** Inspect and clean plants, animals and mud from watercraft, trailer and gear.
3. **Drain:** drain all water from your watercrafts, trailers and gear.
4. **Dry:** dry all parts of your watercraft, trailer and gear completely between trips!


Instructions

Label the 4 scenes below in the correct order (1, 2, 3, 4) to keep our waters healthy and free of invaders!

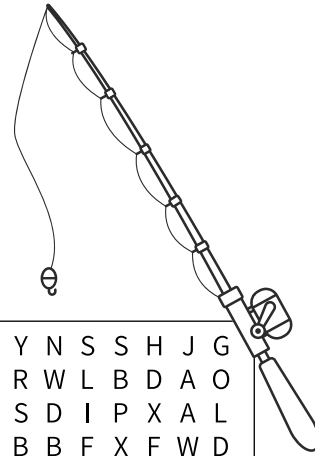


Clean that Gear!

After leaving the water, our gear can carry invasive critters, even some we cannot see!

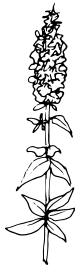


Find your way back to the dock so you can properly **clean, drain and dry** your gear before you leave!



Invader Identifier

Find the 29 words hidden in the word search below!



Clean

Drain

Dry

Goldfish

European green crab

Grass Carp

Smallmouth Bass

Boat

Watercraft

Canoe

Kayak

Paddleboard

Paddles

Life Jacket

Fishing Rod

Sea Lamprey

Zebra Mussels

Quagga Mussels

Phragmites

Flowering Rush

Eurasian

Watermilfoil

Purple

Loosestrife

Fishing

Boating


Dock


Boat Launch

Boat Wash Station

Hose

Cloth





Spot the Invader!

Aquatic invasive species can be hard to spot in the water and on your gear – spot the ones hidden in this picture!

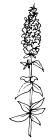
On your next adventure,
report invasive species at
[ReportCanadaInvasives.ca](https://www.reportcanadainvasives.ca)



4 Zebra
and Quagga
Mussels



5 Phragmites
Stems



4 Purple
Loosestrife
Plants



3 Flowering
Rush



2 Eurasian
Watermilfoil

Bonus Find!



1 hose



1 chamois
cloth



**CLEAN
DRAIN
DRY**

Thank you for protecting our waterways! Learn more & take the pledge at CleanDrainDry.ca

This book was developed by the Canadian Council on Invasive Species (CCIS) and the Invasive Species Council of BC, a CCIS Chapter, in Fall of 2021. This project was supported by TD Friends of the Environment Foundation.

The CCIS is the national voice working to protect Canada from the impacts of invasive species. Join our network at www.canadainvasives.ca and report invasive species at www.ReportCanadaInvasives.ca



**TD Friends of the
Environment Foundation**



**Canadian Council
on Invasive Species** **Conseil Canadien des
Espèces Envahissantes**